

**+** COLLECTION INFO

**AVAILABILITY:**

in-stock, typically ships within 24-48 hours

**AVAILABLE FINISHES:**

- AB** = antique brass
- BB** = brushed brass
- BN** = brushed nickel
- PB** = polished brass
- PC** = polished chrome

**MATERIAL:**

■ brass

**DIAMETER & BRACKETS:**

- ▲ ¾"D: bracket required every 4-5 feet
- ▼ 1½"D: bracket required every 5-7 feet

**STYLE:**

Traditional & Contemporary


**SHIPPING & ADDITIONAL NOTES:**

Tube lengths exceeding 106" will incur significant additional freight charges. The collection's tube splice can be used to achieve longer spans - the required center bracket will help conceal the resulting seam.

**ABBREVIATION KEY:**

- D** = diameter
- H** = height
- L** = length
- P** = projection
- W** = width
- ID** = inside diameter
- OD** = outside diameter

**SAMPLE SET-UPS:**



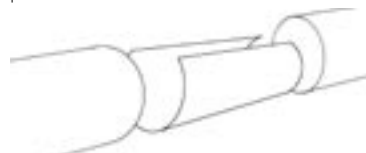
# Opera

Embodied in Vesta's Opera collection rings a chorus of traditional and contemporary design philosophy suitable for many decorative design scenarios. Five radiant finishes enhance the performance of this group, and as an encore, all items are in stock for quick shipping.

**COMPONENT SPOTLIGHT**

Featured below is this collection's tube splice. The splice you receive when ordering may arrive in any of several finishes, but since the splice slides inside your tubing it will never be seen. To use, squeeze the splice and slide your tubing over it - the resulting seam can be hidden by using a center bracket.

part: #208090 & #288090



*drapery hardware made easy!*

- Innovative
- Functional
- Unique

**800.638.3782**  
sales@ivesta.com

# Opera collection

▲ 3/4" diameter  
bracket required every 4' - 5'

▼ 1 1/8" diameter  
bracket required every 5' - 7'

Vesta Inc / 800.638.3782 - voice / 864.225.0228 - fax / www.ivesta.com

49

Availability: in-stock, typically ships within 24-48 hours | Available Finishes: AB, BB, BN, PB, PC | Material: brass

## FINIALS

▲ color/shape indicates  
compatibility with 3/4"D tubing

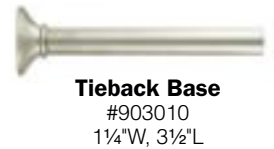
▼ color/shape indicates  
compatibility with 1 1/8"D tubing

**{IN-STOCK}**  
for quick shipping



- A. Aida** (\*shown in PB)  
▲ #201601 - 1 1/4"W, 1 1/2"L  
▼ #281601 - 2 3/8"W, 2"L
- B. Carmen** (\*shown in BN)  
▲ #201603 - 1 1/2"W, 2 1/4"L  
▼ #281603 - 2"W, 3"L
- C. Electra** (\*shown in AB)  
▲ #201605 - 1 5/8"W, 1 3/8"L  
▼ #281605 - 2 3/8"W, 1 7/8"L
- D. Othello** (\*shown in BB)  
▲ #201615 - 1 1/4"W, 2"L  
▼ #281615 - 2"W, 3 1/4"L
- E. End Cap** (\*shown in BN)  
▲ #201001 - 7/8"W, 3/4"L  
▼ #281001 - 1 1/4"W, 3/4"L
- F. Nabucco** (\*shown in PB)  
▲ #201614 - 1 1/4"W, 1 7/8"L  
▼ #281614 - 1 3/4"W, 3 1/4"L
- G. Bohemia** (\*shown in PC)  
▲ #201602 - 1 1/4"W, 1 1/4"L  
▼ #281602 - 1 3/4"W, 1 1/2"L
- H. Fidelio** (\*shown in AB)  
▲ #201606 - 1 1/2"W, 2 1/8"L  
▼ #281606 - 1 7/8"W, 2 7/8"L
- I. Macbeth** (\*shown in BN)  
▲ #201613 - 1 3/4"W, 1 1/2"L  
▼ #281613 - 2 3/8"W, 2"L
- J. Handel** (\*shown in AB)  
▲ #201616 - 1"W, 1 7/8"L  
▼ #281616 - 1 3/8"W, 2 1/4"L

## TIEBACK ITEMS



## BRACKETS

**Verdi**

- ▲ #202106 - 1 5/8"W, 1 7/8"P\*\*  
▲ #202110 - 1 5/8"W, 3 7/8"P\*  
▲ #202115 - 1 5/8"W, 5 7/8"P\*  
▼ #282106 - 2 3/8"W, 2 3/8"P\*\*  
▼ #282110 - 2 3/8"W, 4"P\*  
▼ #282115 - 2 3/8"W, 6"P\*

\* stem may be cut for shorter projections  
\*\* may be used as ceiling bracket

**Wagner**

- ▲ #202208 - 2"W, 2 7/8"P  
▲ #202212 - 2"W, 4 1/2"P  
▼ #282208 - 2"W, 3 1/8"P  
▼ #282212 - 2"W, 4 3/4"P

**Wagner Double**

- ▼ #282216 - 2 3/8"W, 3 3/4" & 7 1/4"P


**Inside Mount**

- ▲ #202001 - 1 1/4"W, 1"L  
▼ #282001 - 1 5/8"W, 1"L

**Bellini Inside Mount**

- ▼ #282002 - 2 1/2"W, 1 3/8"L

## ACCESSORIES



**Anne Loop**  
#907630  
13"L, 5 1/2"P

**Wand**

- #910100 - 39"L  
#910125 - 49"L

**Brass Tubing**

- ▲ #208000 - 3/4"D  
▼ #288000 - 1 1/8"D

\*sold by the foot, will cut to your specified lengths, no charge

**Tube Splice**

- ▲ #208090 - 3/4"D, 6"L  
▼ #288090 - 1 1/8"D, 6"L

**Flat Ring** w/eye & insert

- ▲ #206061  
1 1/8"ID, 1 1/2"OD  
▼ #286061  
1 5/8"ID, 2"OD

**Ring** w/eye & insert

- ▲ #206031  
1 1/8"ID, 1 1/2"OD  
▼ #286031  
1 1/4"ID, 1 3/4"OD

**Flat Ring** w/insert

- ▲ #206060  
5/16"W, 1 3/8"ID, 1 1/2"OD  
▼ #286060  
3/8"W, 1 3/4"ID, 2 1/8"OD

**Brass Clip**

- #909110