

COLLECTION INFO

AVAILABILITY:

in-stock, typically ships within 24-48 hours

AVAILABLE FINISHES:

- AB** = antique brass
EP = english pewter
IG = ivory gold
OB = old black
RT = rust

MATERIALS:

- wrought iron, steel

DIAMETER & BRACKETS:

$\frac{3}{4}$ "D: bracket required every 4-5 feet

STYLE:

Traditional & Contemporary


SHIPPING & ADDITIONAL NOTES:

The collection's rod splice can be used to achieve longer spans - the required center bracket will help conceal the resulting seam.

ABBREVIATION KEY:

- D** = diameter
H = height
L = length
P = projection
W = width
ID = inside diameter
OD = outside diameter

SAMPLE SET-UPS:

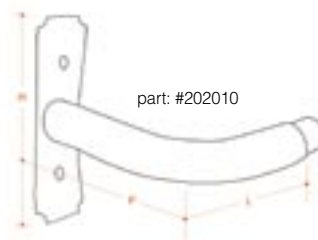


Mediterranean

Experience the attractiveness and versatility of Vesta's Mediterranean collection featuring five appealing finishes and an assortment of hand-crafted iron accessories suitable for most design schemes. All hardware items are in stock and ready for quick shipping.

COMPONENT SPOTLIGHT

Featured below is this collection's Elba bracket. The illustration defines how our measurements are derived. If a center support is required, then the Ibiza (medium) bracket is the proper companion to this item.



drapery hardware made easy!

- Innovative
- Functional
- Unique

800.638.3782
 sales@ivesta.com

Mediterranean collection

3/4" diameter
bracket required every 4' - 5'

Vesta Inc / 800.638.3782 - voice / 864.225.0228 - fax / www.ivesta.com

Availability: in-stock, typically ships within 24-48 hours | Available Finishes: AB, EP, IG, OB, RT | Materials: wrought iron, steel

FINIALS

IN-STOCK
for quick shipping



A. Corsica

#201010 - 2 1/2"W, 6"L
*shown in EP

C. Khios

#201210 - 3"W, 3 1/2"L
*shown in RT

E. Sicily

#201070 - 1 3/4"W, 1 3/4"L
*shown in IG

G. Salina

#201120 - 4"W, 5 1/2"L
*shown in RT

I. Cyprus

#201020 - 2 1/2"W, 6 3/8"L
*shown in AB

B. Ischia

#201110 - 2 1/4"W, 5 3/8"L
*shown in AB

D. Ustica

#201130 - 2 1/4"W, 6"L
*shown in OB

F. Lesvos

#201220 - 2 1/2"W, 5 1/4"L
*shown in OB

H. Samos

#201230 - 3"W, 5"L
*shown in OB

J. Capri

#201100 - 3"W, 4"L
*shown in EP

BRACKETS



Ibiza short
#202032 - 3 1/4"H, 1 3/4" to 2"P
*adjustable, shown in RT
**may be used as a ceiling bracket



Ibiza medium
#202034 - 3 1/4"H, 3 1/2" to 5 1/2"P
*adjustable, shown in EP



Ibiza double
#202038 - 3 1/4"H, 3 1/2" & 7 1/2"P
*adjustable, shown in AB



Andros drop-in
#202014 - 5"H, 1 3/4"P
#202017 - 5"H, 3"P
*shown in AB



Elba
#202010 - 3 3/8"H, 2 1/4"L, 4 1/2"P
*shown in EP



Inside Mount
#202000 - 1"W, 1"L
*shown in RT

ACCESSORIES



End Cap
#201000 - 1"W, 1"L
*shown in IG




Ring w/clip & insert
#206010 - 1 1/8"ID, 1 1/2"OD
*shown in OB



Ring w/eye
#206011 - 1 3/8"ID, 1 3/4"OD
*shown in RT



Palma Tieback
#903200 - 4"W, 4 1/2"P
*shown in AB




Wand
#911100 - 39"L
#911125 - 49"L



Rod Splice
#208181 - 3/4"D, 4 3/4"L

Steel Tubing
#207150 - 59"L #207200 - 78"L #207250 - 98"L



*sold as shown but will cut to your specified lengths at no charge - longer lengths may be produced by using this collection's rod splice



Dimensions shown beneath the hardware describe the physical characteristics of that item - IT DOES NOT REFER TO THE TUBE DIAMETER IT'S COMPATIBLE WITH.