

COLLECTION INFO

AVAILABILITY:

special order 3-4 weeks, no returns

AVAILABLE FINISHES:

- AB** = antique brass
BB = brushed brass
BN = brushed nickel
OB = old black (pages 20-21)
PB = polished brass
PC = polished chrome

MATERIALS:

- brass, Crystallized™ Swarovski Elements

DIAMETER & BRACKETS:

- ▲ ¾"D: bracket required every 4-5 feet
▼ 1½"D: bracket required every 5-7 feet

STYLE:

Traditional & Contemporary

SHIPPING & ADDITIONAL NOTES:

Tube lengths exceeding 106" will incur significant additional freight charges. The collection's tube splice can be used to achieve longer spans - the required center bracket will help conceal the resulting seam.

ABBREVIATION KEY:

- D** = diameter
H = height
L = length
P = projection
W = width
ID = inside diameter
OD = outside diameter

SAMPLE SET-UPS:

Chalice (finial)



St. Anton (finial)

*Made With Crystallized™ Swarovski Elements




European Elegance

Vesta's European Elegance collection features an ensemble of meticulously crafted accessories perfect for any contemporary or traditional setting. This decorative compilation is available in several popular finishes and now incorporates numerous items MADE WITH CRYSTALLIZED™ - Swarovski Elements.

COMPONENT SPOTLIGHT

Featured at right is this collection's Traverse rings and brackets. When your window design calls for a long, single-way draw, the notched brackets used in conjunction with the "C" rings, allow unfettered access across the entire length of tubing. The projection of the Traverse bracket matches the Contempo bracket thus making them compatible. Contempo brackets should be used on the both ends with Traverse brackets being used for interior support.

bracket part: #202954, #282954
ring part: #206112, #286112



drapery hardware made easy!

- Innovative
- Functional
- Unique

800.638.3782
sales@ivesta.com

European Elegance

collection

▲ 3/4" diameter
bracket required every 4' - 5'

▼ 1 1/8" diameter
bracket required every 5' - 7'

Vesta Inc / 800.638.3782 - voice / 864.225.0228 - fax / www.ivesta.com

19

Availability: special order 3-4 weeks, no returns | Available Finishes: AB, BB, BN, PB, PC | Material: brass

FINIALS



Capriccio ▶
▼ #281600 - 2"W, 3 3/4"L
*shown in PC



Romeo ▶
▼ #281660 - 2 3/8"W, 4"L
*shown in PB



Vesuvio ▶
▼ #281650 - 2 3/8"W, 4"L
*shown in BB



Chalice ▶
▼ #281610 - 2 1/2"W, 3"L
*shown in BN

▶ color/shape indicates finials that are additionally available in Old Black (OB) finish, see pg. 20



Dome
▲ #201665 - 1 3/4"W, 2 1/8"L
▼ #281665 - 2 3/8"W, 2 3/4"L
*shown in PB



Roller
▲ #201680 - 1 3/16"W, 1 1/4"L
▼ #281680 - 1 3/4"W, 2 3/8"L
*shown in AB



Turret
▲ #201675 - 1 3/4"W, 2"L
▼ #281675 - 2 3/8"W, 2 3/4"L
*shown in PC



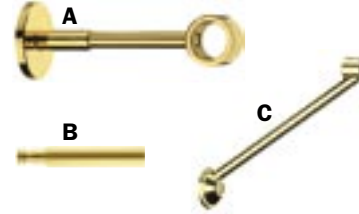
Arcadia
▲ #201362 - 2"W, 3"L
▼ #281362 - 2 3/8"W, 3 3/4"L
*shown in PB



Iglesia
▲ #201359 - 2"W, 2 1/8"L
▼ #281359 - 2 3/8"W, 2 5/8"L
*shown in PC

BRACKETS

SPECIAL ORDER
3-4 weeks, no returns

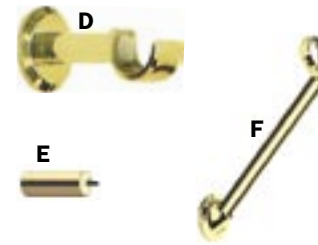


A. Contempo - wall bracket
▲ #202950 - 1 7/8"W, 4 3/4"P
▼ #282950 - 2 3/8"W, 5 7/8"P
B. bracket extension
▲ #209952 - 2 3/8"L
▼ #289952 - 2 3/8"L
C. angle brace support
▼ #289950 - 8"L, 6 3/8"P

*may be used as a ceiling bracket unless stem has been cut to create a custom projection



Contempo - double wall bracket
▲ #202952 - 1 7/8"W, 4 3/4" & 7 3/8"P
▼ #282952 - 2 3/8"W, 5 7/8" & 8 3/8"P



D. Moderno - wall bracket
▲ #202408 - 1 1/4"W, 3 1/8"P
▼ #282408 - 2 1/8"W, 3 1/8"P
E. bracket extension
▲ #209402 - 1 1/8"L
▲ #209404 - 3 1/8"L
▼ #289402 - 1 1/8"L
▼ #289404 - 3 1/8"L
F. angle brace support
▼ #289850 - 8"L, 6 3/8"P



Moderno
double wall bracket
▲ #202428 - 1 1/4"W, 3 1/8" & 6 1/4"P
▼ #282428 - 2 1/8"W, 3 1/8" & 6 1/4"P



Classico
inside mount
▲ #202220 - 1 3/4"W, 1"L
▼ #282220 - 2"W, 1 1/4"L



Fantasia ▶
wall bracket
▼ #282700 - 2 1/8"W, 3 1/8"™P

*available in old black finish, see pg. 20 for more info on hardware available in the old black finish



Romeo ▶
wall bracket
▼ #282730 - 2 3/16"W, 3 1/8"™P

*available in old black finish, see pg. 20 for more info on hardware available in the old black finish

TRAVERSE ITEMS

use brackets AND rings together to create long-span, single-pull, uninterrupted window treatments (featured in the component spotlight on pg. 18)



Traverse Contempo
center support
▲ #202954 - 1 7/8"W, 4 3/4"P
▼ #282954 - 2 3/8"W, 5 7/8"P



Traverse Ring
w/eye
▲ #206112 - 1 1/8"ID, 1 3/8"OD
▼ #286112 - 1 3/8"ID, 1 11/16"OD

European Elegance

collection


3/4" diameter
bracket required every 4' - 5'

1 1/8" diameter
bracket required every 5' - 7'

Vesta Inc / 800.638.3782 - voice / 864.225.0228 - fax / www.ivesta.com

Availability: special order 3-4 weeks, no returns | Available Finishes: AB, BB, BN, OB (partial), PB, PC | Material: brass

HARDWARE & ACCESSORIES



Brass Tubing

▲ #208000 - 3/4"D
▼ #288000 - 1 1/8"D

*sold by the foot but may be cut to specified lengths, no charge



Tube Splice

▲ #208090 - 3/4"D, 6"L
▼ #288090 - 1 1/8"D, 6"L



Iglesia tieback
#903360
2"W, 4 3/8"P



Romeo tieback
#973565
2 3/4"W, 4"P



Dome tieback
#975751
2 3/8"W, 3 1/8"P



End Cap

▲ #201240
7/8"W, 1/2"L
▼ #281240
1 1/4"W, 3/4"L



Tube Connector

▲ #209229 - 3/4"D
▼ #289229 - 1 1/8"D
*adjusts 90° to 180°



Ring w/clip

▲ #206125 - 1 1/8"ID, 1 3/8"OD
▼ #286125 - 1 3/8"ID, 1 3/4"OD



Ring w/eye & insert

▲ #206127 - 1 1/8"ID, 1 3/8"OD
▼ #286127 - 1 1/2"ID, 2"OD



Flat Ring w/eye & insert

▲ #206061 - 1 1/8"ID, 1 1/2"OD
▼ #286061 - 1 3/8"ID, 2"OD



Wand

#910100
39"L
#910125
49"L

SPECIAL ORDER
3-4 weeks, no returns

SWING ARM PARTS



Swing Arm Mount w/end cap
#901996 - 1 1/16"W, 4 1/8"H, 1 5/8"P

*tubing sold separately, will cut to size,
also available in old black finish



Swing Arm Rest

#902410
5/8"W, 1 5/8"P



Swing Arm Tubing

#168000 - 5/8"D

*sold by the foot, will cut to your specified lengths

HARDWARE AVAILABLE IN OLD BLACK FINISH

Availability: all hardware available in the OB finish is in-stock for quick shipping



A. Vesuvio finial
▼ #281650/OB
2 3/8"W, 4"L

B. Chalice finial
▼ #281610/OB
2 1/2"W, 3"L

C. Romeo finial
▼ #281660/OB
2 3/8"W, 4"L

D. Capriccio finial
▼ #281600/OB
2"W, 3 3/4"L



Fantasia

wall bracket
▼ #282700/OB - 2 1/8"W, 3 1/8"P



Romeo

wall bracket
▼ #282730/OB - 2 5/16"W, 3 1/8"P



Classico

inside mount
▼ #282220/OB - 2"W, 1 1/4"L



End Cap

▼ #281240/OB - 1 1/4"W, 3/4"L



Brass Tubing

▼ #288000/OB - 1 1/8"D

*sold by the foot but may be cut to specified lengths, no charge



Tube Connector

▼ #289229/OB - 1 1/8"D



Ring
w/eye & insert
▼ #286127/OB
1 1/2"ID, 2"OD



Flat Ring
w/eye & insert
▼ #286061/OB
1 3/8"ID, 2"OD



Wand

#910100/OB - 39"L
#910125/OB - 49"L

European Elegance

collection

1 1/8" diameter
bracket required every 5' - 7'

Vesta Inc / 800.638.3782 - voice / 864.225.0228 - fax / www.ivesta.com

21

Availability: special order 3-4 weeks, no returns | **Available Finishes:** AB, BB, BN, OB (partial), PB, PC | **Material:** brass, Crystallized™ Swarovski Elements

FINIALS

MADE WITH CRYSTALLIZED™

Swarovski Elements

**A. Tyrol**

MADE WITH CRYSTALLIZED™ - Swarovski Elements

▼ #281316 - 1 1/4"W, 3 1/4"L

*shown in PC

B. Austria

MADE WITH CRYSTALLIZED™ - Swarovski Elements

▼ #281315 - 1 1/4"W, 3 1/4"L

*shown in BN

C. Kitzbühel

MADE WITH CRYSTALLIZED™ - Swarovski Elements

▼ #281312 - 1 1/4"W, 3 1/4"L

*shown in BB

D. Innsbruck

MADE WITH CRYSTALLIZED™ - Swarovski Elements

▼ #281313 - 1 1/4"W, 3 1/4"L

*shown in PB

E. St. Anton

MADE WITH CRYSTALLIZED™ - Swarovski Elements

▼ #281310 - 1 1/4"W, 3 1/4"L

*shown in AB

F. Brandenburg

MADE WITH CRYSTALLIZED™ - Swarovski Elements

▼ #281311 - 1 1/4"W, 3 1/4"L

*shown in BN

G. Wattens

MADE WITH CRYSTALLIZED™ - Swarovski Elements

▼ #281389 - 2 3/8"W

*shown in PC

H. Socket for use with Wattens finial

▼ #281390 - 1 1/4"W, 1 1/4"L

*shown in PC

SAMPLE SETS



Made With Crystallized™ Swarovski Elements

*used with hardware from our Techno Track collection, see pages 58-59
Made With Crystallized™ Swarovski Elements*used with hardware from our Techno Track collection, see pages 58-59
Made With Crystallized™ Swarovski Elements

ACCESSORIES

**Moderno** for rosette
wall bracket

▼ #282508 - 2 1/8"W, 3 1/8"P

**Moderno** for rosette
double wall bracket

▼ #282528 - 2 1/8"W, 3 1/8" & 6 1/4"P

**Techno** for rosette
wall bracket

▼ #282709 - 1 7/8"W, 3 1/8"P

for use with hardware from our Techno Track collection, see pages 54-55

**Techno** for rosette
double wall bracket

▼ #282729 - 1 7/8"W, 3 1/8" & 5 1/2"P

for use with hardware from our Techno Track collection, see pages 54-55

**Rosette** for brackets
#909562 - 1 1/16"W

MADE WITH CRYSTALLIZED™ - Swarovski Elements

**Rosette Kit**

#979562 - 1 1/16"W, 3 1/8"P

MADE WITH CRYSTALLIZED™ - Swarovski Elements

**Curtain Clip**

#289562 - 1 1/16"W, 5"L

MADE WITH CRYSTALLIZED™ - Swarovski Elements

Dimensions shown beneath the hardware describe the physical characteristics of that item - IT DOES NOT REFER TO THE TUBE DIAMETER IT'S COMPATIBLE WITH.